



INDUCTIVE PROXIMITY SENSORS



CLASS 2 div. 1
groups E,F,G

**P8001V10FC, P8002V10FC or
P8001V34FC**

APPLICATION

Signals final positions in dangerous conditions such as maintenance, conveying, assembly... , but can also serve as an impulse generator to detect rotation speed.

CHARACTERISTICS

- No physical contact with target / object
- Visualisation of output state by LED
- 8 mm detection range
- Protected to IP 67

2- or 4-wire technology:

- **4-wire type:** Normally open or normally closed depending on polarity. Supply **10-30Vdc**. PNP or NPN output.
- **5-wire type:** Multi-voltage supply 24 / 240 VAC DC, sortie contact inverseur (?) 3A 240VAC non inductive

OPTIONS

- AUE400** : Speed control module
- Whirligig** WG2A-BR for **explosive environments** & **Mag-Con**



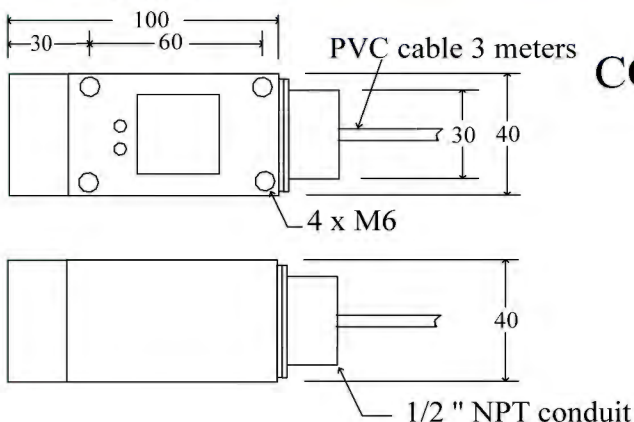
Detailed specification, wiring diagrams and installation/operating instructions available immediately upon request.

Please refer to instruction manual for correct installation.
Information subject to change or correction. July 2007.

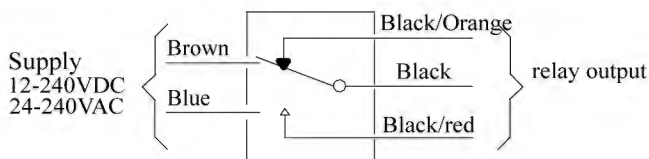


SPECIFICATION			
Type	P8001V10FC	P8002V10FC	P8001V34FC
Power Supply	24-240V ac/dc		10-30V dc
Output	NO	NC	NC/NO selected by polarity
Cable	5 wire with 3 m of cable		4 wire with 3 m of cable
Max. Frequency	5 Hz		250 Hz
Sensitivity	Detects up to 8mm		
Temperature	-15°C to + 50°C		
Minimal current	1mA		1mA
Protection	IP 67		
Conduit	1/2 " NPT		
Switching capacity	200mA		100mA 30V dc
Enclosure	Polycarbonate/ ABS moulded DIN 40 X 40		
Approvals	Class 2 Div. 1 groups E, F & G, approved for US & Canada		
LED	Red: target detected Green: sensor under tension		

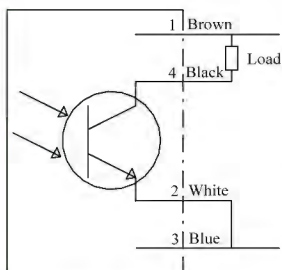
Dimensions



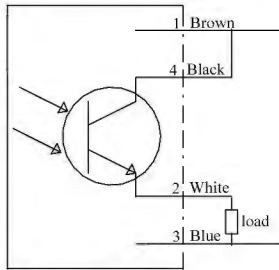
CONNECTIONS P8001V10FC /2V10FC



CONNECTIONS P8001V34FC



nnp



pnp

